

**CITY OF IDA GROVE APPLICATION FOR MUNICIPAL
UTILITY SERVICES**

****MUST BE 18 YEARS OF AGE****



Primary Account Holder Name _____

Additional Customer Name _____

Service Address _____

Billing Address (if different) _____

Primary Acct Holder Cell/Home # _____

Additional Customer Cell/Home # _____

Employer _____ Employer Phone _____

Employer _____ Employer Phone _____

Landlord's Name (if applicable) _____

In case emergency services are required, and we are unable to reach you, please list a friend or relative living nearest to you whom we could contact:

Name _____ Phone Number _____

Primary Account Holder Driver's License Number _____ (attach copy of photo ID)

Additional Customer Driver's License Number _____ (attach copy of photo ID)

Primary Acct Holder Social Security Number _____ Date of Birth _____

Additional Customer Social Security Number _____ Date of Birth _____

I/we hereby apply for City of Ida Grove Utility Services for the above service address.

Renters: I agree to pay the required \$75.00 utility service deposit. I/we agree to pay all bills rendered by the City of Ida Grove Utilities for services received at date of connection to the date services are discontinued. I further agree to give prior notice to the City of Ida Grove of my/our intent to discontinue utility services.

SERVICES BEGIN DATE: _____

PRIMARY ACCT HOLDER SIGNATURE _____ DATE _____

ADDITIONAL CUSTOMER SIGNATURE _____ DATE _____

CONNECTIONS

MidAmerican Energy Northwest REC	Gas & Electric Electric/Internet	1-888-427-5632 712-364-3341
Frontier Communications Long Lines	Phone Phone/Internet/Cable	1-800-570-6340 1-877-275-4861
City of Ida Grove	Water/Sewer/Garbage	712-364-2428
Wallace Soft Water Culligan	Soft Water Soft Water	712-668-4139 712-364-2720
Ida Grove Library Ida Grove REC Center Ida Grove Pool	Library Recreation Center Swimming Pool	712-364-2306 712-364-3716 712-364-2921
United Bank of Iowa First State Bank North Star Comm. Credit Union	Banking Banking Banking	712-364-3393 712-364-3181 712-364-3000
Chamber of Commerce		712-364-3404
Sheriff's Dept.		712-364-3146
Ida County Sanitation	Garbage/Recycle	1-800-572-9867
Ida Grove Post Office		712-364-3623
Iowa One Call	Underground Locates	1-800-292-8989

PLEASE SAVE FOR FUTURE REFERENCE

RECYCLING GUIDELINES




FOR BUSINESSES & RESIDENTS IN IDA COUNTY

It is mandatory to recycle. In an effort to reduce the volume of Ida County waste being landfilled, Ida County and the cities in the county have passed ordinances prohibiting the disposal of any recyclables in the landfill. Ida County Sanitation will pick-up the recyclables listed below.

WE ALL NEED TO DO OUR PART TO RECYCLE. Remember: Rinse all containers, tin cans, and plastics with a recycling symbol #'s 1-7 ♻️, place papers and newspapers together in a paper grocery sack.

Flatten cardboard and bundle separately.

Set out on dry days only.

	WE ACCEPT	WE DO NOT ACCEPT
CANS 	<p>All aluminum and tin food and beverage cans. Examples: soft drink, beer and juice cans; tuna beans, fruit, and vegetable cans.</p> <ul style="list-style-type: none"> ▪ <u>Empty and rinse</u> all cans. ▪ Labels are okay. ▪ Place lid inside the rinsed can. <p>Disposable aluminum foil containers. Examples: balled foil wrap, foil pie plates, aluminum plans, lasagna trays, and foil TV dinner trays.</p> <ul style="list-style-type: none"> ▪ Rinse all foil products. ▪ Crumple or ball aluminum containers and foil. 	<p>Metal pots and pans, kitchen appliances, furniture, furnace filters and aluminum siding are NOT recyclable.</p>
PLASTIC 	<p>Clear and colored plastic with a 1-7 recycling symbol ♻️. Examples: milk jugs, soft drink and juice bottles; detergent and bleach bottles, yogurt cups, aspirin bottles, etc.</p> <ul style="list-style-type: none"> ▪ <u>Empty and rinse</u> all jugs and bottles. ▪ <u>Flatten</u> all milk jugs and detergent bottles. ▪ Throw away all lids. 	<p><u>Plastic bags</u>, Styrofoam products, toys, flower pots, waste baskets, laundry baskets or Tupperware™ type products are NOT recyclable.</p>
CARDBOARD 	<p>Corrugated cardboard boxes – the type of cardboard with two layers of paper surrounding an inner layer of fluted/wavy paper.</p> <ul style="list-style-type: none"> ▪ Remove all contents. ▪ <u>Flatten</u> all boxes ▪ If several pieces, tie with light string into bundle. ▪ Place cardboard bundle on top of the bin weighted down by bagged or bundled newspaper. 	<p>Waxed paper, milk and juice cartons are NOT recyclable.</p>

NEWSPAPERS, OFFICE
PAPER, MAGAZINES,
CATALOGS AND
JUNK MAIL



Newspapers (including all inserts), phone books, magazines, catalogs, office paper (white and pastel bond paper, all computer paper, copy machine paper, white and pastel envelopes, white and pastel forms, yellow legal pad paper, tablet and note pad paper, fax paper, newspapers, file folders) boxboard containers (cereal boxes, gift boxes, shoe boxes and envelope boxes), and just mail (including window envelopes).

- Remove all plastic liners and paper from boxboard containers and flatten the boxes.
- All the above paper products may be mixed and put into a paper sack or bundled.
- Paper clips and rubber bands do not have to be removed.
- Steel clips in the file folders must be removed.
- Set out only on dry days – if it is raining, please hold paper items until next recycling day.
- Place bagged or bundled paper products on top of or beside your recycling bin.
- Do **NOT** place paper products loose in your recycling bin.
- Please put all newspapers in a paper grocery sack.

Hardcover books, carbon paper, food wrappers and containers, foil, plastic and all other non-paper items, thermal fax paper, wax paper, tissue paper and wood products are **NOT** recyclable. If hardcover books are removed from books, then recycle them.

GLASS



We do not accept any glass items. Please just put all of those with your regular trash.

Now that you know what is recyclable, here's how to place the material into your bin:

1. Place aluminum products, tin cans and plastic jugs (commingled items) in the bottom of the recycling bin.
2. Place corrugated cardboard bundles on top of the bin weighed down by bagged or bundled paper products.
3. **DO NOT** mix paper products with commingled items.

Thank you for your cooperation.

If you have any questions, please call **Ida County Sanitation** at (712) 369-1677 or (800)-572-9867.

We Need Your Continued Help!

PLEASE SAVE FOR FUTURE REFERENCE